

# **Year 8 Live Event**

**Mrs Elliott**

**Assistant Principal**

**Y8 Raising Standards Leader (RSL)**



# Year 8

- Progress, Assessment and the Parent Pledge
- Pastoral Care and Well Being
- Uniform, Behaviour and Attendance
- Education with Character



**Our shared values:**

**Hard work** – *What we do*

*We achieve greatness by working hard*

**Integrity** – *What we have*

*We do the right thing because it is who we are*

**Excellence** – *What we achieve*

*We will be better today than we were yesterday*



# Role of the Raising Standards Leader

---

- **Support the academic progress of all Y8 students**
- Mentoring
- Attendance support
- Quality Assurance of lessons
- Analysing Y8 data
- Communication with all stakeholders; including students and parents
- Third weekly assembly with Y8 students to support with their academic learning

# Y8 Dates for the Diary:

---


- KS3 mid-year assessments w/c 13<sup>th</sup> January
- Parents Evening 27<sup>th</sup> February



# How do I know how well my child is doing?

---

- Parents evening
- Mid-year and EOY assessments
- KS3 reports are sent home twice a year
  - You will find an overview of how well they are doing in each subject including results from their assessments
  - You will also find their RAG for their attitude to learning (A2L)



# KS3 Report

## End of Year Report

Name: Jo Smith  
Mentor Group: 8AA

Subject	Attitude to Learning	Assessment %	Average %	Highest %
<b>Art</b> Miss Bishop	AMBER	43%	67%-	98%-
<b>Drama</b> Mr Parkinson	GREEN	56%	58%	100%
<b>English</b> Miss De La Mare	SAPPHIRE	47%	62%	100%
<b>Food &amp; Nutrition</b> Mr Smith	GREEN	33%	45%	97%
<b>Geography</b> Mr Jeffery	GREEN	46%	46%	93%
<b>History</b> Miss McCaffrey	GREEN	30%	42%	92%
<b>Mathematics</b> Mr Brown	GREEN	34%	60%	100%
<b>Music</b> Mr Parkinson	GREEN	39%	56%	91%
<b>PE</b> Mr Holt	GREEN	67%	57%	100%
<b>Religion &amp; Worldviews</b> Mr Bowden	GREEN	35%	54%	100%
<b>RM/GC</b> Mr Smith	GREEN	67%	63%	99%
<b>Science</b> Dr Schafer	GREEN	28%	39%	82%
<b>Spanish</b> Mr Guillen Arevalos	GREEN	40%	72%	100%

### Attitude to learning grade:

**Sapphire** – Excellent behaviour and attitude to learning

**Green** – Good behaviour and attitude to learning

**Amber** – Behaviour and attitude to learning requires improvement

**Red** – Poor behaviour and attitude to learning


## Points for discussion

- Attitude to Learning
- Attendance
- Test percentage
- Targets they could set

# How can I support them?

---

- Help set them up for success
  - When is your homework due in your subjects this year?
  - What will your assessments look like in your subjects this year?
- When in doubt, reach out
  - You can email [info@shoreham-academy.org](mailto:info@shoreham-academy.org) to request staff email addresses





# How can I support them?

The screenshot shows a web browser displaying the Shoreham Academy website. The page title is "Curriculum Plan" and the main heading is "7-year curriculum plans by KS3 subject". The page features a navigation menu with categories like "About Us", "Information", "Sixth Form", "Staff", "Students", "Parents", "News & Events", and "Contact Us". The "Information" menu is expanded, showing a list of links including "Academy Day and Term Dates", "Admissions", "Alumni", "Attendance", "Careers", "Covid Catch Up Premium", "Curriculum", "Curriculum & Assessment Vision", "Curriculum Plan" (highlighted), "KS4 Options Subject Guides", "PSHE & RSE Curriculum", "Citizenship & British Values", "E-safety", "Gateway Centre", and "Governing Body". The "Curriculum Plan" link is highlighted with an orange arrow. The "7-year curriculum plans by KS3 subject" section lists 13 subjects with "Click Here" links: English, Maths, Science, History, Geography, French, Spanish, Design and Technology, Food and Nutrition, Art and Design, Music, Physical Education, IT & Computing, and Dance. The website header includes the Shoreham Academy logo, the tagline "The best in everyone™", and the motto "INTEGRITY HARD WORK EXCELLENCE". The contact information "01273 274100" and "info@shoreham-academy.org" is also visible. The browser address bar shows the URL "https://www.shoreham-academy.org/information/curriculum/curriculum-plan". The Windows taskbar at the bottom shows the time as 15:59 on 11/09/2023.

# The Power of YET


---

**E** - Exceeding

**M** - Meeting

**N** - Not YET meeting

“I don’t get it”  
“I can’t do this”  
“This doesn't work”



**“I don’t get it yet”**  
**“I can’t do this yet”**  
**“This doesn't work yet”**

10



**United Learning**  
The best in everyone™

■ Ambition ■ Confidence ■ Creativity ■ Respect ■ Enthusiasm ■ Determination

# What does a lesson look like?

---

- Students are met at the door
- Complete a Do Now
- This is an opportunity for students to recap learning
- I/We/You
- Homework set
- Specific student support
- Live feedback
- Reading is modelled
- Key Vocabulary is taught and checked for understanding
- Written work is expected to be presented carefully, with dates titles and be revision ready
- Oracy opportunities
- Key take away

# How can I support at home?

- **Echo messages of good attendance and every moment counts**
- *Get up and get dressed- you are ready now, let's go!*
- **Encourage a healthy sleeping routine**
- *What time do they normally start winding down for bed? What IT do they have access to in their room?*
- **Encourage and model reading**
- *What are you reading in mentor time? What new vocab have you learnt this week?*
- **Ensure your child has a space to work at home**
- *See ideal example in photo*
- **Engage with their learning and chosen pathways**
- *What subjects interest you most? Have you looked at what you would need to study to be...*



# Firefly – a rich resource and where HW is set

•	Information Technologies
•	Dance
•	Design & Technology
•	Drama
•	English
•	Food & Nutrition
•	French
•	Geography
•	German
•	Graphics
•	History
•	Health
•	Maths
•	Media Studies
•	Music
•	PE
•	Photography
•	Religion & Worldviews
•	Science



Learning+10  
Home



Art



Business




Computer  
Science



Information  
Technologies



Dance



Design &  
Technology




Drama



English



Food &  
Nutrition



French



Geography



German



Graphics



History



**Shoreham Academy**  
The best in everyone™  
Part of United Learning



**United Learning**  
The best in everyone™

# ACESs

## ACademic

## Extra

## Study

## Space

### Y8 Tuesday, Wednesday & Thursday

### 3:00 - 4:00pm.

- **Tuesday & Wednesday** – room **G14**
- **Thursday**– room **E12**

**Benefits of attending ACESs:**

- ❖ complete homework or independent study in **supported**, focussed environment.
- ❖ complete the majority of homework and study in school...allowing **time at home to be used for relaxation, hobbies and fun!**
- ❖ develop **routines** and improve **organisational skills**. Access immediate support, worries around homework completion and detentions.
- ❖ sessions are open to all and no sign up required. **Fit attending sessions around other after school clubs**



**United Learning**  
The best in everyone™

■ Ambition ■ Confidence ■ Creativity ■ Respect ■ Enthusiasm ■ Determination

# Year 8 Maths- Director of Maths- Mr Powell



sparx

## What exactly is Sparx Maths Homework?

- Sparx homework is tailored to your child, and should offer them just the right level of challenge, based on the topics that their teacher has set.
- Homework contains 3 elements: Compulsory, Optional and Target.
- All questions in the Compulsory section must be answered correctly for the homework to be marked as complete.
- Each task bar will show as green when fully complete. For the homework to be classed as complete, all task bars for that homework need to be fully green. The percentage of homework complete will show on the menu page:

<https://sparx.co.uk/>

The screenshot shows the Sparx Homework interface. At the top, it says 'sparx Homework' and '44 XP' for 'Y7-Demo Student 13'. On the left, there are three categories: 'Compulsory' (3 new, 1 started), 'Optional' (4 new), and 'Target' (None available). The main area shows a progress bar for 'Homework due Monday 25th May' which is 17% complete. Below this, there are five task bars: 'Homework Task 1' is 'Completed' (green bar), and 'Homework Task 2' through 'Homework Task 5' are 'New' (orange bars).



United Learning  
The best in everyone™

■ Ambition ■ Confidence ■ Creativity ■ Respect ■ Enthusiasm ■ Determination

Task being completed

Bookwork code: C20

Calculator not allowed

Bookwork code that needs to be written down next to workings out

Work out  $7 - 1$

Video tutorial of the skill

< Back to task

Watch video 

Answer >





- Here's an example of good bookwork; as you can see all workings and wrong answers have been recorded:

<u>Task 1</u>			
D40	$12 + 13 = \underline{\underline{25}}$ ✓	E41	$P(\text{yellow}) = \frac{3}{6}$ ✗
E50	$4 \times 3 + 2 \times 5 =$ $12 + 10 = \underline{\underline{22}}$ ✓	F51	$P(\text{black}) = \frac{4}{8}$ $= \frac{1}{2}$ ✓
F60	$\begin{matrix} 12 : 18 \\ \div 6 \quad \div 6 \\ \hline 2 : 3 \end{matrix}$ ✓	<u>Task 2</u>	
H70	$\frac{1}{14} + \frac{1}{7} = \frac{1}{\underline{\underline{21}}}$ ✗	G61	All the marbles are green The probability of choosing a purple marble is <u>impossible</u> ✓
J90	$\frac{1}{8} + \frac{1}{4} = \frac{1}{8} + \frac{2}{8}$		

- If a student fails a bookwork check in Sparx, they will need to re-do the question, even if they originally gave the correct answer. This is to encourage them to record their workings.



# Example: Sparx Book Presentation

Notes

Question and answers

well done!

Marked with red pen

Amazing!!

Saturday the 29<sup>th</sup> of September 2018  
homework due: Tuesday 2nd

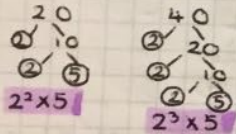
key words!

- highest common factor
- HCF
- Prime factorisation
- factor tree
- Venn diagram

example questions!

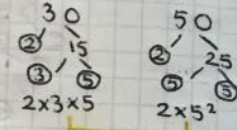
① What is the HCF of 20 and 40?  
HCF = 20 ← When one number is a multiple of the other the HCF is the lowest number!

② Write 20 and 40 as a product of primes?

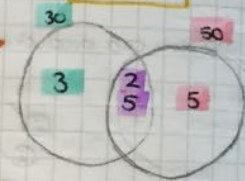


To get the HCF you do  $2 \times 2 \times 5!$

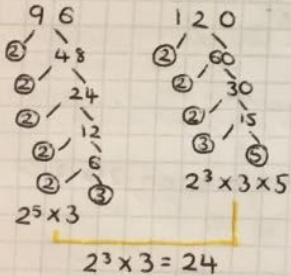
find the HCF of 30 and 50 = 10



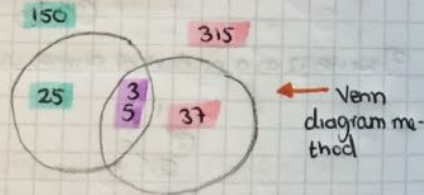
Venn diagram method



find the HCF of 96 and 120 = 24

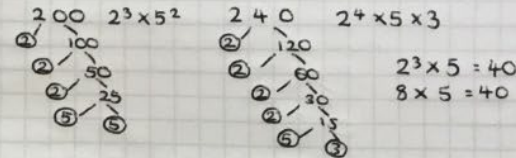


$150 = 2 \times 3 \times 5^2$ ,  $315 = 3^2 \times 5 \times 7$   
What is the HCF of 150 and 315? 15

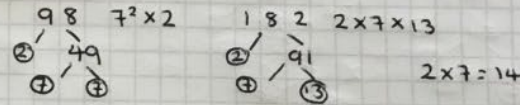


Highest common factor (prime factorisation)

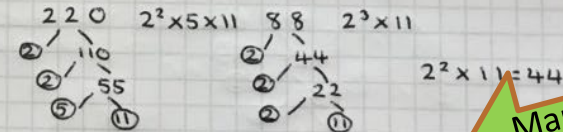
① find the HCF of 200 and 240 = 40 ✓



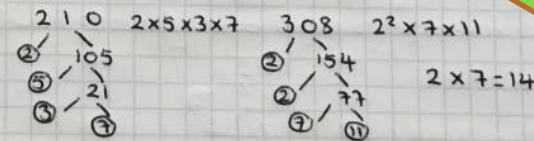
② find the HCF of 98 and 182 = 14 ✓




③ find the HCF of 220 and 88 = 44 ✓



④ find the HCF of 210 and 308 = 14 ✓



⑤ find the HCF of 85 and 153 = 17 ✓

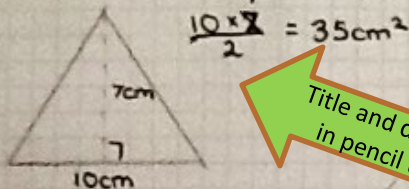


# Example: Book Presentation

Volume of a solid shape 6.5.16

Starter:

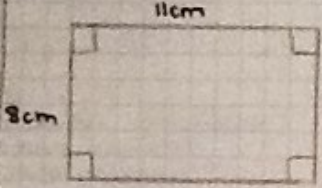
Area of the triangle



$\frac{10 \times 7}{2} = 35 \text{ cm}^2$

$A = \frac{b \times h}{2}$      $A = \frac{b \times h}{2}$

Perimetre and area of the rectangle



$P = 38 \text{ cm}$   
 $A = 88 \text{ cm}^2$

$A = L \times W$      $P = L + W + L + W$

Formulae

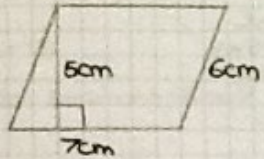
Parallelogram:  
Area = base  $\times$  vertical height  
 $A = bh$

Trapezium:  
Area = (half the sum of parallel sides)  $\times$  height  
 $A = \frac{a+b}{2} \times h$

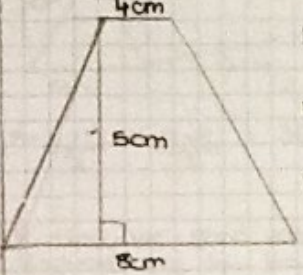
Example:

1) Area of this parallelogram

$A = b \times h$      $A = 7 \times 5$      $A = 35 \text{ cm}^2$



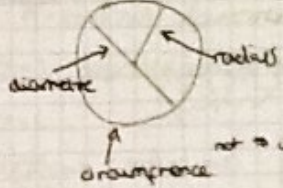
2) Area of this trapezium



$A = \frac{a+b}{2} \times h$   
 $A = \frac{4+8}{2} \times 5$   
 $A = 30 \text{ cm}^2$

Circles

$A = \pi r^2$   
 $C = \pi d$



(A)  $\pi = 3.14$

Title and date underlined in pencil using a ruler

Margin ruled in pencil

Diagrams drawn in pencil using a ruler if appropriate

Subheadings

# Sparx Maths

## YOUR MATHS TEACHERS ARE HERE TO HELP YOU!!!

- Please support your children in their efforts to complete their homework and remind them when you receive Sparx messages
- Please do not support too much with the actual Maths- students should be working independently, assessing their knowledge. The platform is adaptive, and homework can and has become increasingly difficult for students that have received too much parental/sibling/carer support.



# Shoreham “Maths” Standards

---

## ▪ Equipment

- Red and black pens, pencils, ruler, rubber and scientific calculator (classwiz FX-83GTCW-W purchased through Arbor is the cheapest option).
- Protractor and Compass will be required for certain lessons and ALL exams.

## ▪ Sparx Homework

- 100% completion, not accuracy. You can get things wrong and try again with book handed in on deadline day
- You have 7 days to complete
- Seek support from your teacher if you become stuck to help you with the questions- email them or see them in person
- “I didn’t get it complete because I was stuck on a few questions” will not suffice. You must seek help if you need it, you must allow time to seek help.
- The only way you will not achieve 100% in your homework is if you leave it until the night before, or you get stuck and do not ask for support.





# Sparx Maths Homework Club

KS3 (Year 7, 8, 9) Sparx homework support. Every **THURSDAY** after school.

Room – E14 (Mr Mthunzi)

Time – pop in anytime between 3:00pm – 4:00pm (Bring your friends)

*Chrome books available for up to 30 pupils at a time. Remember you don't have to stay the whole hour. Get the help you need.*

Student	Completion %	Time spent	Completion date	Mark	Optional Homework			Previous		
					XP Boost	Target	W1	W2	W3	
Sam Williams	-	-	Not started	-	-	-	✓	✓	73%	
Daniel King	20%	0h 50m	Incomplete	-	-	-	✓	✓	57%	
Teddy Hickey	72%	0h 50m	Incomplete	-	-	-	✓	✓	54%	
Abdulman Madi	79%	0h 50m	Incomplete	0	-	-	✓	✓	-	
Arwaie Ali	85%	0h 50m	Incomplete	-	-	-	✓	✓	88%	
Kaylan Marak	95%	0h 50m	Incomplete	-	-	-	✓	✓	79%	
Sam Scott	✓	0h 53m	7 days early	View >	-	-	✓	✓	81%	
Charles Shopt	✓	0h 53m	4 days early	View >	7%	-	✓	✓	7%	
Ellen Walker	✓	0h 50m	4 days early	View >	✓	-	✓	✓	✓	
Lachlan Roberts	✓	0h 53m	4 days early	View >	✓	-	✓	✓	✓	
Nicholas Stone	✓	0h 25m	2 days early	View >	✓	-	✓	✓	33%	
Aisha Ahmad	✓	0h 53m	4 days early	View >	✓	-	✓	✓	✓	
Fatima Bili	✓	0h 56m	3 days early	View >	✓	-	✓	✓	✓	

# Sparx Maths Homework Club



KS3 (Year 7, 8, 9) Sparx homework support. Every **WEDNESDAY** after school.

Room – G24 (Mrs Hillyer)

Time – pop in anytime between 3:00pm – 4:00pm

*Computers available for up to 30 pupils at a time. Remember you don't have to stay the whole hour. Get the help you need.*

The screenshot shows the Sparx Maths dashboard for a class of 27 students. It displays a table of student progress for 'Compulsory Homework' and 'Optional Homework'. The 'Compulsory Homework' table has columns for Student, Completion (with a progress bar), Time spent, Completion rate, and a 'View' link. The 'Optional Homework' table has columns for XP Boost, Target, and scores for Weeks 1, 2, and 3. A circular callout highlights the 'Optional Homework' section.

Student	Completion	Time spent	Completion rate	View
Sam Williams	20%	0h 10m	Not opened	View >
David King	20%	0h 10m	Incomplete	View >
Tahya Hickey	75%	0h 10m	Incomplete	View >
Abdulkhann Abdul	75%	3h 05m	Incomplete	View >
Ibrahim Ali	85%	0h 50m	Incomplete	View >
Kasper Newark	95%	0h 50m	Incomplete	View >
Ben Scott	✓	0h 50m	7 days early	View >
Charles Smart	✓	0h 50m	4 days early	View >
Ethan Walker	✓	3h 10m	4 days early	View >
Leithan Roberts	✓	0h 50m	4 days early	View >
Nikolas Shaw	✓	3h 20m	2 days early	View >
Ahka Ahmad	✓	0h 50m	4 days early	View >
Fahma Bilal	✓	0h 50m	3 days early	View >

Optional Homework	XP Boost	Target	W1	W2	W3
Ben Williams	✓	-	✓	✓	73%
David King	✓	-	✓	✓	57%
Tahya Hickey	✓	-	✓	✓	79%
Abdulkhann Abdul	✓	-	✓	✓	54%
Ibrahim Ali	✓	-	✓	✓	✓
Kasper Newark	✓	-	✓	✓	✓
Ben Scott	✓	-	✓	✓	81%
Charles Smart	✓	-	7%	✓	✓
Ethan Walker	✓	-	8%	✓	✓
Leithan Roberts	✓	-	✓	✓	✓
Nikolas Shaw	✓	-	✓	32%	✓
Ahka Ahmad	✓	-	✓	✓	✓
Fahma Bilal	✓	-	✓	✓	✓

# Year 8 English – A message from Mr McMullen, KS3 English



- We start the autumn term by reading *Lord of the Flies* by William Golding. This unit explores themes of morality, leadership, and the tension between civility and chaos. Students should have their own copies of the text unless in receipt of pupil premium/free school meals.
- After Christmas, we will move on to study poetry in the form of ballads, with a focus on inequality and protest.
- In the summer term, we will study William Shakespeare's *Much Ado About Nothing*; a fun introduction to Shakespearean plays through this comedy about secrets, trickery and love. Purchasing the text will not be necessary as we will be providing booklets.



## Equipment required for each lesson:

Black pen + spare  
Red pen + spare  
Glue stick  
Ruler  
A highlighter

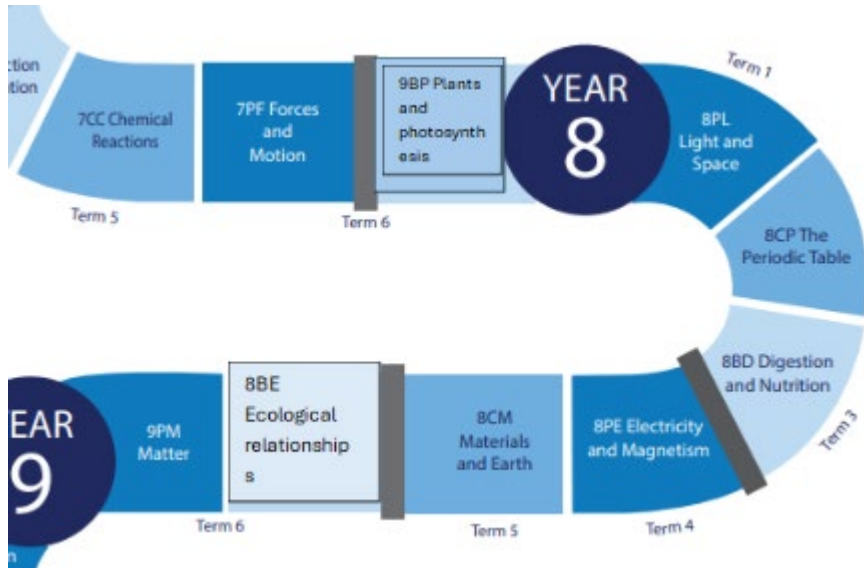
## Optional

Pocket dictionary

## Homework

1. Each week, students will be set 30 minutes of Sparx Reader tasks to complete which will be due in their first English lesson each week.
2. Students will also be set extra revision tasks in the lead up to mid-year and end-of-year assessments.





- Students will be taught information in topics throughout the year and will alternate between Biology, Chemistry and Physics. The topics taught are 8PL light and space, 8CP, the periodic table, 8BD digestion, 8PE electricity and magnetism, 8CM, materials and the Earth, 8BE ecological relationships.

- Homework.

Year 8 homework will be set weekly and will be based on Seneca. It will be current learning with some previous learning from year 7. We will expect you to complete the homework and achieve a minimum of 75%.

If you achieve less then we will expect you to retake the test and try to improve your score.



# Year 8 Homework

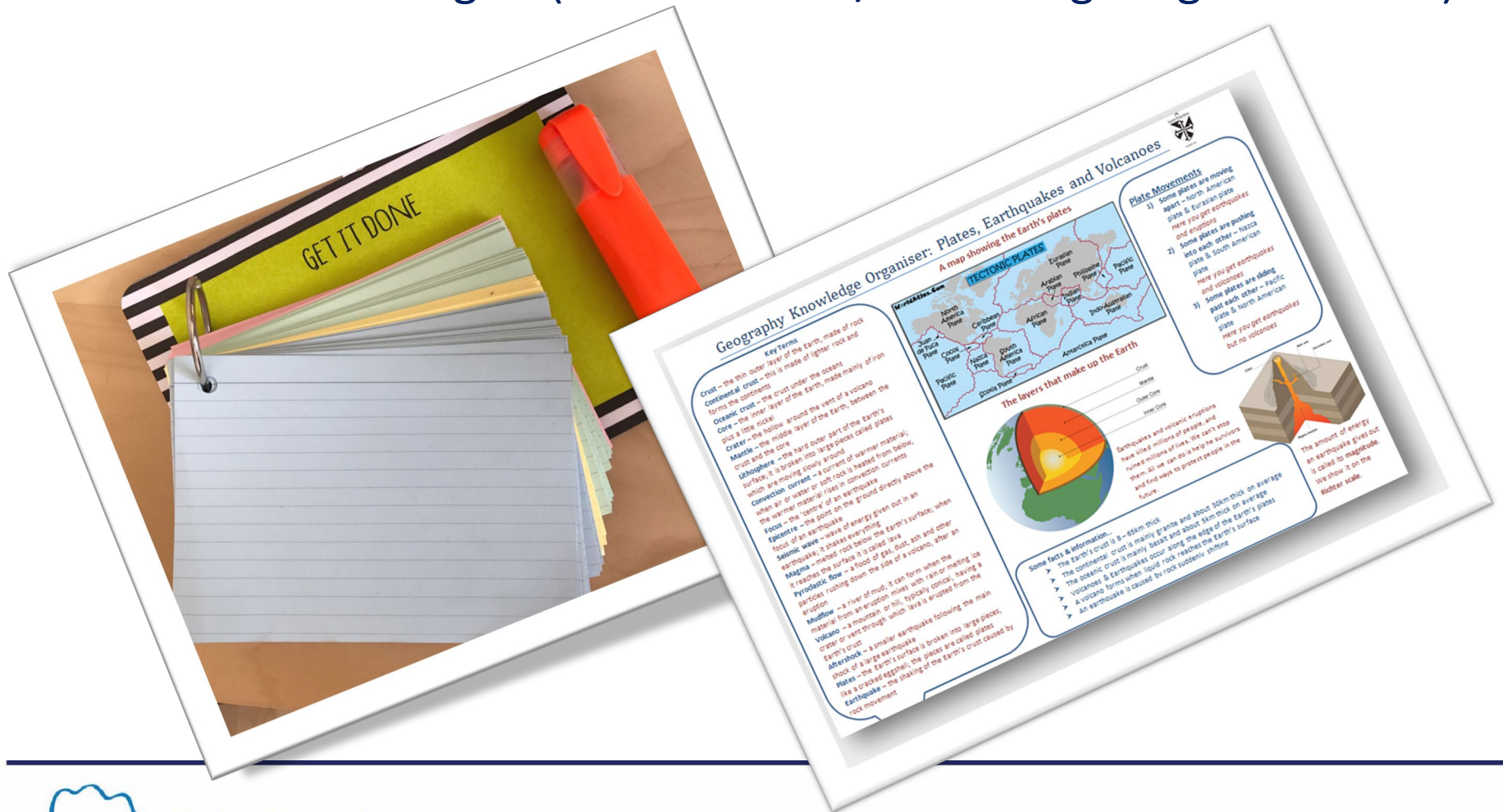
---

- Developing regular homework habits
- Parents can access Firefly to see what homework has been set
- Around 4 weeks prior to the KS3 Mid-year and End of year assessments we stop setting homework and start revision tasks

Subject	Approx Time
English	60 mins
Maths	60 mins
Science	30 mins
MFL	30 mins
Hums	45mins
Personal Reading	Reading each week until they reach 300 Sparxs reader points

# Revision Strategies

- All students will be supported on how to effectively use a variety of revision strategies (revision cards/ knowledge organisers etc.)



# Logins

---

- Firefly
- Sparx for maths homework: SA login details
- Sparx reader: SA login details
- Seneca (username: school email address. Password: seneca2020)
- Arbor Parent Portal – personal email and password set when you registered.

(Any issues with this please email [info@shoreham-academy.org](mailto:info@shoreham-academy.org))

# Pastoral Support & Wellbeing



# The Pastoral Team

## Gold

Head of School:  
Mr Edwards

Pastoral Managers:  
Mrs Carter (M,T,W)  
Mr Griffiths (Th, F)  
Mr Smith

## Emerald

Head of School:  
Mr Frimpon

Pastoral Managers:  
Ms Smith  
Ms Clark

## Sapphire

Head of School:  
Ms Ballinger

Pastoral Managers:  
Mrs Molli  
Mr Riyami

## Y8 Mentors

<b>8E 1</b>	Ben Herman	E02
<b>8E 2</b>	Harriet Mandley	E03
<b>8E 3</b>	Ding Mthunzi	E14
<b>8E 4</b>	Hakan Niyaki	E05

<b>8S1</b>	Abi Robinson	A01
<b>8S2</b>	David Paterson	S18
<b>8S3</b>	Anya Witos-Richey	S23

<b>8G1</b>	Sarah Montanheiro (Tue-Fri) and Sandra Vincent (Mon)	G26
<b>8G2</b>	Sarah Kerr	G16
<b>8G3</b>	Liam Connelly	G06
<b>8G4</b>	Ed McCue	G03



# Mentor Time Programme Y9

---

## ***Mentor Time Programme Years 7-9***

**MONDAY:** Mentor Messages + Oracy Engager

**TUESDAY :** *Gold School Assembly*

**WEDNESDAY:** Mindful Engager + Reading

**THURSDAY:** Challenge Engager + Reading

**FRIDAY:** Fun Friday Engager + Reading *or Yr Group Assembly*

*(NB Gold mentor group of the week will get Fun Friday session for the full mentor time)*



# Mentor Time Programme Y9

---

## ***Mentor Time Programme Years 7-9***

**MONDAY:** Mentor Messages + Oracy Engager

**TUESDAY :** Mindful Engager + Reading

**WEDNESDAY:** *Emerald School Assembly*

**THURSDAY:** Challenge Engager + Reading

**FRIDAY:** Fun Friday Engager + Reading *or Yr Group Assembly*

*(NB Emerald mentor group of the week will get Fun Friday session for the full mentor time)*





# Mentor Time Programme Y9

---

## ***Mentor Time Programme Years 7-9***

**MONDAY:** Mentor Messages + Oracy Engager

**TUESDAY :** Mindful Engager + Reading

**WEDNESDAY:** Challenge Engager + Reading

**THURSDAY:** *Sapphire School Assembly*

**FRIDAY:** Fun Friday Engager + Reading *or Yr Group Assembly*

*(NB Sapphire mentor group of the week will get Fun Friday session for the full mentor time)*



# INCLUSION/SEND TEAM

---

- **Mel Edwards – Director of Inclusion**
- [Melanie.Edwards@shoreham-academy.org](mailto:Melanie.Edwards@shoreham-academy.org)
  
- **Hannah Phillips - SENCO**
- [Hannah.Phillips@shoreham-academy.org](mailto:Hannah.Phillips@shoreham-academy.org)
  
- Website:
- <https://www.shoreham-academy.org/parents/send-info-report>

## Key Online Gaming Safety Tips

- 1. Protect Your Account:** Use strong, unique passwords and enable two-factor authentication (2FA) to secure your gaming accounts. Never share your passwords.
- 2. Be Careful with Personal Information:** Avoid sharing personal details like your name, address, or school, and be cautious of scams or phishing attempts.
- 3. Report and Block Harassment:** If someone is harassing or threatening you, use in-game tools to report and block them. Always talk to a trusted adult if something makes you uncomfortable.
- 4. Be Kind-** Don't be somebody online that you wouldn't be face-to-face.



# Parents/Carers E-Safety

## Key Stage 3

Please check your child's phone use regularly (even the language they use in chats)

Make sure restrictions are in place. We recommend Family Link, which many of our staff use.

Have conversations about the positives and negatives of the online world.

## Key Stage 4

Adjust controls to their age- your teens will want more independence, however, ensure privacy settings are in place.

Continue to have small digestible-sized conversations with your child about their online world, you want them to be able to approach you, not feel you are out of touch.

Visit [www.Internetmatters.org](http://www.Internetmatters.org) - to create a personalised digital family toolkit.

\*Harmful content can be reported via Shoreham Academy Website using the below button and your children will be told how to use CEOP reporting (specifically for exploitation)



# Uniform, Behaviour and Attendance



# Uniform

---

The policy can be accessed through the [website](#).

Our requirements are as follows:

- Navy blue blazer with pale blue piping and school logo (boy and girl styles available)
- Pale blue school shirt (Years 7, 8 and 9) worn tucked in with the top button done up
- White school shirt (Years 10 and 11), worn tucked in with the top button done up
- Academy tie in house colours - worn at 10 stripes in length.
- Black leather school shoes. There is no plimsoll alternative and no trainers. No plimsoll or trainer brands are permitted
- Dark or White coloured socks
- Optional navy blue jumper with school logo
- navy blue school trousers or navy-blue tartan school skirt (worn at full length at or close to the knee). If a skirt is worn pupils can wear black/natural tights but leggings are not permitted. White socks are not allowed to be worn over the tights.

# Behaviour Systems

---

Our behaviour policy can be found on the website.

Key points:

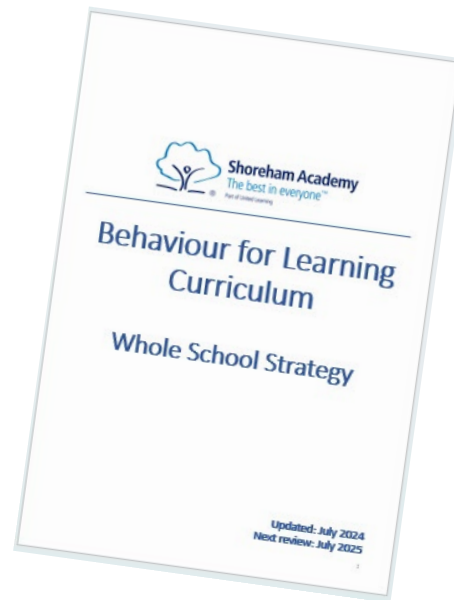
- Behaviour system – pupils entitled to disruption free learning, students are removed from class if they disrupt learning more than once. Parents/carers are notified.
- Homework detentions – same day detention, parents/carers are notified.
- Green slip detention – same day detention for 15 minutes, parents/carers are not notified, issued if students are late, have poor uniform, chewing gum, littering or do not have the appropriate equipment.
- Achievements – parents/carers will be notified if students go above and beyond, they will receive achieve points and we reward excellent attendance.

**Please note: all telephone numbers and email addresses must be up to date for the communication to go to the correct parent/carer.**

# Behaviour for Learning – In Class

---

- This year we've introduced a centralised curriculum on how we expect students to behave in relation to their learning in a classroom
- We want students to take **PRIDE** in their learning. **PRIDE** stands for polite, resilient, independent, disciplined and engaged
- Full curriculum shared in weekly parent email and will be available on our website for you to read through:





**We are**  
**Polite.**

Mutual respect



Kindness



Embrace our  
differences



- Helping a fellow student, or a teacher
- Showing gratitude, kindness and/or thanks to another student or a teacher
- Constantly displaying a positive attitude towards learning



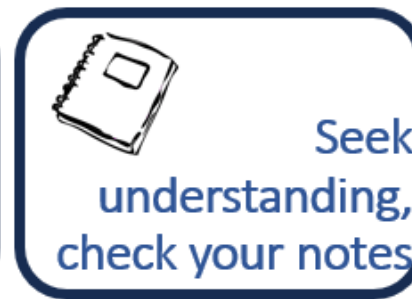
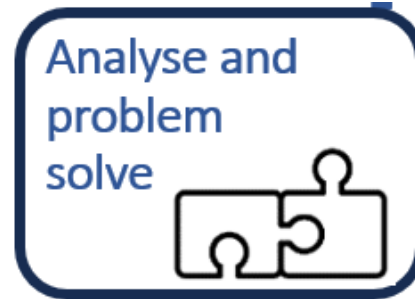
# We are Resilient.



- Explores new tasks with a growth mindset
- Actions and reviews feedback
- Bounces back from getting something wrong, or other setbacks

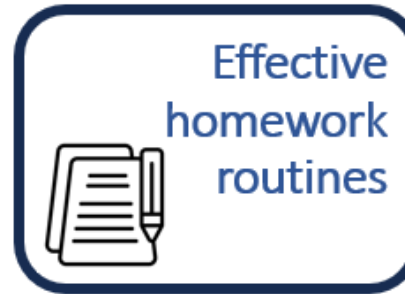


## We are Independent.



- Creates links between topics
- Actively seeks out information to fill gaps in understanding
- Analyse, evaluate and synthesize information

## We are Disciplined.



- Arrive on time to lesson with correct equipment
- Fully completes homework to a high standard by deadlines (or before)
- Keeps work “revision ready”

**We are  
Engaged.**



- Correct body language, active participant
- Contributing to group discussions and collaborative tasks
- Self-reflects with red pen



# Attendance

---

Students must attend school each day and on time.



West Sussex County Council will fine parents/carers if students do not attend school. WSCC request information of the students who fall below 95% attendance.

If your child's attendance percentage drops below 95% then your parents/carers will be sent a letter from our Education Welfare Officer.

100% draw – if your child has 100% attendance at the end of the year they will automatically be entered into the draw for a kindle, go pro and a bike.



# Experience Week and Pledges



# The Shoreham Academy Experience Aim:

The SA pledge system is designed to enable students to develop character that supports their well-being through the accomplishment of incrementally ambitious pledges.

These experiences are offered through extra-curricular enrichment, clubs, trips and visits. This also includes Experience Week. Students are rewarded by achieving these pledges at bronze, silver or gold standard. Achievements go toward the Kingston Cup.





# New Pledges and Bronze, Silver & Gold



All students are expected to complete the pledges  
Enjoy, develop and thrive.

INTEGRITY 🌐  
HARD WORK ✓  
EXCELLENCE ★

## THE SHOREHAM ACADEMY PLEDGES



1	2	3	4	5
Regularly attend an after-Academy activity (including Outdoor Activities schemes)	Represent the Academy at a sporting, cultural/creative performance or academic event or trip	Deliver a formal presentation, speech, or talk to an audience	Demonstrate leadership within the academy	Volunteer time to support our local community, a charity, and/or sustainability
<b>GOLD</b>				
Consistently attend clubs and show leadership at extra-curricular clubs	Compete, perform, or take part at regional level	Lead a group presenting to a regional or national and unfamiliar audience	Take the lead five or more times and organise a community/fundraising event beyond the Academy	Be actively involved in five or more sustainability or volunteering events
<b>SILVER</b>				
Consistently attend extra-curricular clubs	Compete, perform, or take part more than 3 times at local level	Lead a group presenting to an unfamiliar group or audience	Take the lead three or more times	Be actively involved in three or more sustainability or volunteering events
<b>BRONZE</b>				
Attend extra-curricular clubs	Represent, perform, or take part at SA more than once	Be a member of a group presenting to a familiar, small group or audience	Take the lead one or more times	Be actively involved in one or more event or voluntary work within the local community

<b>GOLD</b>
<b>SILVER</b>
<b>BRONZE</b>

- ◆ Students must complete all pledges in the **BRONZE, SILVER** and **GOLD** categories
- ◆ Students must complete all pledges in the **BRONZE** and **SILVER** categories
- ◆ Students must complete all pledges in the **BRONZE** category

# Friends of Shoreham Academy

## Who can join the academy FOSA group?

This is equivalent of a schools PTA, and includes

- Parents/carers
- Academy staff

AND

- Occasionally supported by students with their parents/carers




## **What is the role of FOSA?**

There are 3 key aims:

- To positively promote Shoreham Academy through partnership with the local community. E.g. Provide hampers at Christmas to the local community
- To help raise funds for the benefit of students at the academy. E.g. developing many events that has provided additional money to support various activities – such as a sensory garden for staff and students.
- To act as a liaison between other parents/carers and teachers on general school matters. E.g. FOSA Facebook helps parents with FAQs and provides ideas and feedback to school about such things as reports/uniform/behaviour

Should you wish to join you would be most welcome.

Email [fosa@shoreham-academy.org](mailto:fosa@shoreham-academy.org).





**Bingo Night – Friday  
20<sup>th</sup> September.**

**Christmas Craft Market  
– Thursday 21<sup>st</sup>  
November.  
Free entry.**

# Y8 Students Top Tips!

---

- *Go to Bushcraft most of Y8 do and it's really good fun! **Max***
- *Do keep up with SPARX it pays off- **Lilly***
- *Try to do some of the extra... I did the Literacy debate last year and it was actually really fun - **Elena***
- *I joined the school council and made new friends- **Jack***
- *I was struggling in Maths and did after school club and it did help me -**Mitchell***

---



# Questions?



---

# Thank you

